

## N2.14 Engine

10.3 kW (14 hp) at 3600 rpm



### Kubota engine base

Nanni Diesel has forged a strong partnership with Kubota. Kubota engines are known for their robust design, great reliability and excellent longevity. The N2.14 is equipped with a fast preheating system improving start-up time even at low outside temperatures.

### New injection system

The N2.14 has less particulate emission and smoke due to the improved combustion and injection system E-TVCS (Environmental-Tri Vortex Combustion System). This combustion chamber design optimises the engine efficiency, resulting in excellent onboard comfort and reduced fuel consumption.

### Adaptable

The N2.14 offers several onboard installation options making it suitable for a

vast variety of boats.

Repowering your boat is a breeze with our installation kits which are specifically designed to eliminate the need to modify the frame of your existing engine compartment.

### Saving space and weight

Due to its excellent power to weight ratio, the N2.14 is the perfect propulsion choice. Its small dimensions as well as the optional gearbox or sail drive transmission ease its onboard installation on motor boats with limited space as well as on small sailing boats or cruising boats.

### Protecting the environment

The N2.14 complies with the most stringent emission regulations in the world: EU-RCD, US-EPA, BSO.

### Main characteristics

- Kubota base engine
- Space saving
- Light weight
- E-TVCS injection system

### Available transmissions

- TMC40 (mechanical)
- Sail Drive SD10 ratio 2.52:1

### Applications

- Sailing boat
- Displacement hulls

### Technical specifications

Engine base	Kubota
Rate power (kW/hp)*	10.3 / 14
Rated rpm (rpm)*	3000
Displacement (cm <sup>3</sup> /in <sup>3</sup> )	479 / 29.23
Number of cylinders	2, in line
Bore and stroke (mm/in)	67 x 68 / 2,64 x 2.68
Compression ratio	23:1
Combustion system	Indirect (E-TVCS)
Intake	Naturally aspirated
Cooling	Closed cooling with heat exchanger
El. equipment / Alternator	12V / 70A
Instrument panel	A3
Transmission	Mechanic gearbox Sail Drive SD10 ratio. 2.52:1
Engine Max. Install. Angle	15°(dynamic)
Certifications	EPA, BSO, SAV, EU-RCD
Dry weight with TMC 40 (kg/lb)	92 / 202,83
Dry weight with Sail Drive (kg/lb)	129 / 284,4
Connections diameter	
Exhaust (mm/in)	40 / 1.57
Fuel (mm/in)	8 / 0.31
Sea Water (mm/in)	20 / 0.79

\* At engine flywheel, according to ISO 8865-1



# N2.14 Engine

10.3 kW (14 hp) 

## Standard equipment

- A3 Instrument panel
  - Tachometer / Hour meter
  - Oil pressure warning light and acoustical alarm
  - Water temperature warning light and acoustical alarm
  - Alternator warning light
  - Glow plug pilot light
  - Ignition start key
- Warranty certificate
- Fresh Water Cooled Exhaust Manifold
- Exhaust elbow
- Closed cooling with heat exchanger
- 4 meter electrical harness
- Fuel filter
- Oil filter
- Mechanical gearbox or Sail Drive
- Owner's manual
- Sea water pump
- Coolant circulating pump
- In line injection pump
- Fuel feed pump
- Oil extraction pump
- Control cables mounting points
- Flexible engine mounts
- Electrical system 12 V
- Thermostat

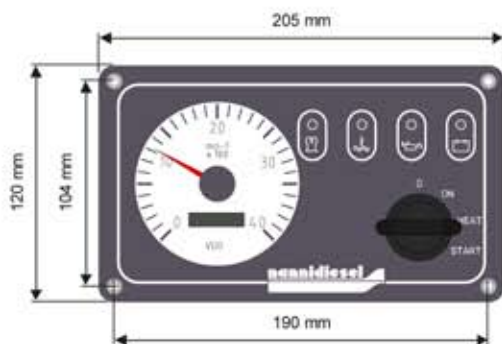
## Optional accessories

- Keel Cooling
- Two pole electrical system
- PTO Pulley

## Optional equipment

- Remote control
- Sea water hoses
- Fuel hoses
- Sea water filter
- Flexible coupling
- Exhaust system

### A3 panel



**nannidiesel**  
energy in blue

### Nanni Industries S.A.S. France

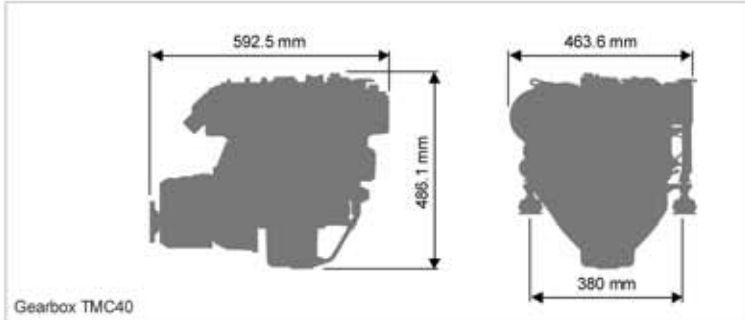
11, Avenue Mariotte-Zone Industrielle

BP 107- 33260 La Teste France

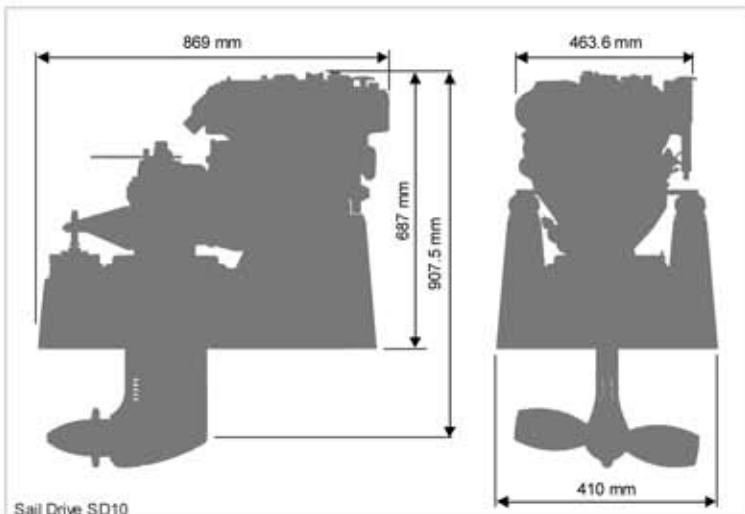
Tel : + 33 (0)5 56 22 30 60

Fax : +33 (0)5 56 22 30 79

www.nannidiesel.com

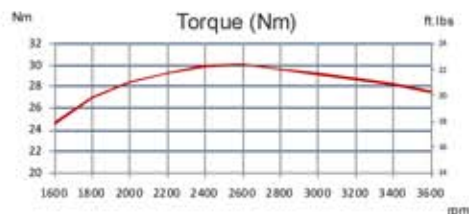
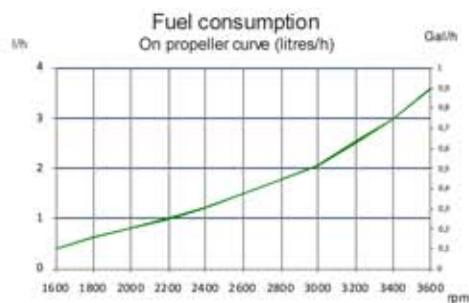
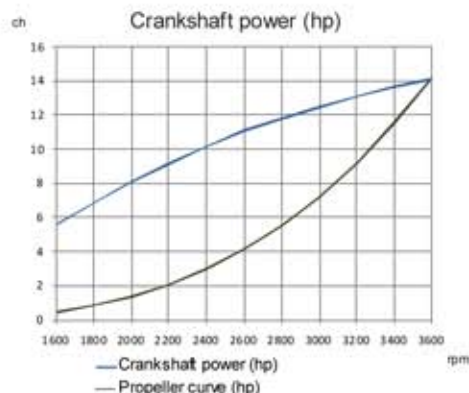


Gearbox TMC40



Sail Drive SD10

The shown models are not necessarily identical to current production



### Your dealer

Certified ISO  
9001 : 2000

