

## N2.10 Engine

7.36 kW (10 hp) at 3000 rpm

### Kubota engine base

Nanni Diesel has forged a strong partnership with Kubota. Kubota engines are known for their robust design, great reliability and excellent longevity. Advanced technologies used by Kubota on their latest generation engines are also employed by our N2.10.

### Environmental-Tri Vortex Combustion System (E-TVCS)

The N2.10 is equipped with the E-TVCS combustion and injection system which considerably reduces particulate emission and smoke while dramatically improving fuel efficiency.

### Comfort

The N2.10 is a 2 cylinder engine with low speed of 3000 rpm and optimised flywheel ensuring excellent comfort concerning sound and vibration levels.

The engine produces significant power and high torque at low rpm for worry free port manoeuvring. An optional boiler can easily be connected to the heat exchanger.

### Saving space and weight

Saving space, the dimensions of the N2.10 are almost identical to 1 cylinder engines of the competition without a heat-exchanger. Its low weight allows it to be easily installed in small motor boats and small racing sailing boats or cruising boats. Also the design of the motor mounts and the exhaust system facilitate easy repowering of your boat.

### Protecting the environment

The engine complies with the most stringent emission regulations in the world: EU-RCD, US-EPA, BSO.



### Main characteristics

- Kubota base engine
- E-TVCS injection system
- Low rpm
- Space saving
- Light weight

### Available transmissions

- TMC40 (mechanical)
- Sail Drive SD10 ratio 2.52:1

### Applications

- Sailing boat
- Displacement hulls

### Technical specifications

Engine base	Kubota
Rated power (kW/hp)*	7.36 / 10
Rated rpm (rpm)*	3000
Displacement (cm <sup>3</sup> /in <sup>3</sup> )	479 / 29.23
Number of cylinders	2 in line
Bore and stroke (mm/in)	67 x 68 / 2,64 x 2,68
Compression ratio	23:1
Combustion system	Indirect (E-TVCS)
Intake	Naturally aspirated
Cooling	Closed cooling with heat exchanger
El. equipment / Alternator	12V / 40A
Instrument panel	Eco 3
Transmission	Gearbox TMC40 Sail Drive SD10 ratio. 2.52:1
Engine Max. Install. Angle	15°(dynamic)
Certifications	EPA, BSO, SAV, EU-RCD
Dry weight with TMC 40 (kg/lb)	87 / 191.4
Dry weight with Sail Drive (kg/lb)	123 / 271.2
<b>Connections diameter</b>	
Exhaust (mm/in)	40 / 1.57
Fuel (mm/in)	8 / 0.31
Sea Water (mm/in)	20 / 0.79

\* At engine flywheel, according to ISO 8665-1



# N2.10 Engine

7.36 kW (10 hp) 

## Standard equipment

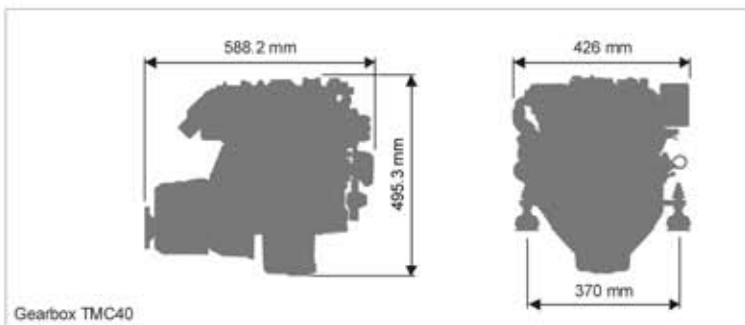
- Panel Eco 3
  - Oil pressure warning light and acoustical alarm
  - Water temperature warning light and acoustical alarm
  - Alternator warning light
  - Glow plug pilot light
  - Ignition start key
- Exhaust elbow
- Closed cooling with heat exchanger
- 2 meter electrical harness
- Fuel filter
- Oil filter
- Mechanic gearbox TMC 40 or Sail Drive SD10
- Sea water pump
- Coolant circulating pump
- In line injection pump
- Fuel feed pump
- Control cables mounting points
- Flexible engine mounts
- Electrical system 12 V
- Thermostat
- Owner's manual
- Warranty certificate

## Optional accessories

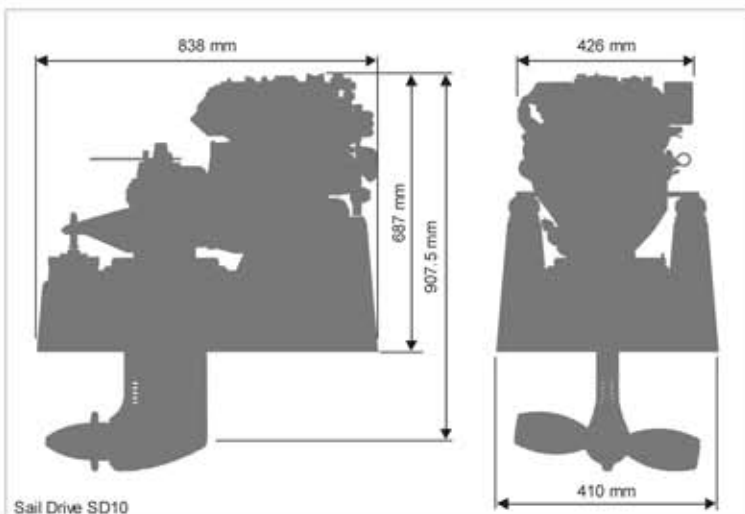
- Keel Cooling
- Two pole electrical system

## Optional equipment

- Mechanical stop
- Remote control
- Sea water hoses
- Fuel hoses
- Sea water filter



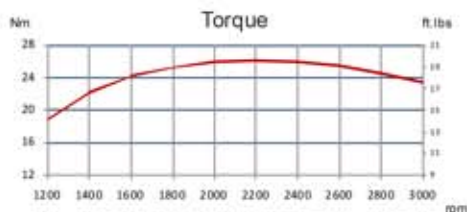
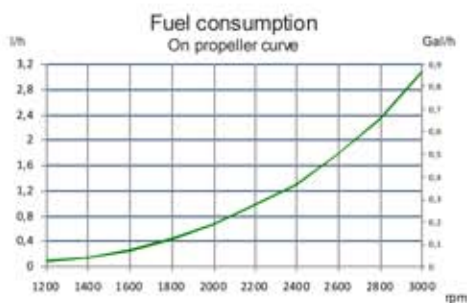
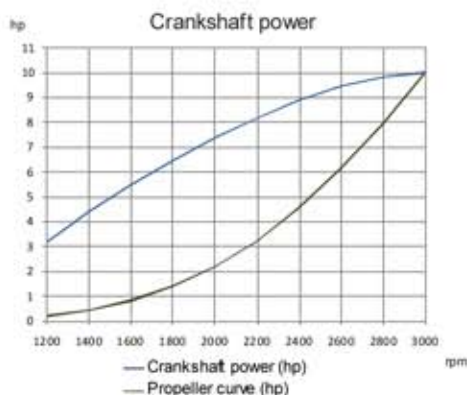
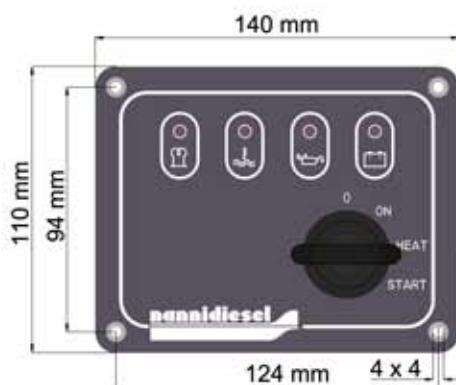
Gearbox TMC40



Sail Drive SD10

The shown models are not necessarily identical to current production.

## Eco3 panel



**nannidiesel**  
energy in blue

## Nanni Industries S.A.S. France

11, Avenue Mariotte-Zone Industrielle

BP 107- 33260 La Teste France

Tel : + 33 (0)5 56 22 30 60

Fax : +33 (0)5 56 22 30 79

www.nannidiesel.com

Certified ISO  
9001 : 2000



## Your dealer