

N4.85 engine

62.5 kW (85 hp) at 2800 rpm

Kubota engine base

Designed for sailing yachts as well as sport fishing boats, the N4.85 is a 4 cylinder diesel engine with direct fuel injection. It benefits from the experience of the Nanni Diesel engineering team in terms of marinization and from the latest technological developments by Kubota for their industrial engine bases.

E-CDIS injection system

The E-CDIS direct injection system equipping the N4.85 is characterized by an injector positioning in the centre of the 4 valves per cylinder. This technology results in considerable reduction of particulate emission. Its low rated rpm of 2800 rpm associated with the direct injection offers you ease of use and important fuel efficiency.

Compact and comfortable

The reduced dimensions of the N4.85 engine allows it to be installed in the smallest engine compartments.

The large choice of straight or angle down gearboxes, either mechanical or hydraulic, as well as a Sail Drive transmission allows you to fully utilize the significant torque of this engine by perfectly adapting it to your specific vessel.

As a result of its 3 litres cylinder capacity and the characteristics of its turbocharger, the N4.85 develops high torque at low rpm. The take-off is faster and cruising speeds are reached at lower rpm levels. Its two balancing shafts driven by a gearwheel distribution bring robustness and reliability to the engine, while easing its maintenance.

Protecting the environment

The N4.85 complies with the most stringent emission regulations in the world : EU-RCD, US-EPA and BSO.

Main characteristics

- E-CDIS injection system
- 2 balances shafts
- Big displacement
- High torque
- Low rpm

Available transmissions

- ZF25A26 (hydraulic) 8°angle
- TTMC5A (mechanical) 7°angle
- TMC260 (mechanical)
- TM345A (hydraulic) 8°angle

Applications

- Sailing boat
- Displacement hulls
- Semi-planning hulls
- Planning hulls

Technical specifications

Engine base	Kubota
Rated power (kW/hp)*	62.5 / 85
Rated rpm (rpm)*	2800
Displacement (cm ³ /in ³)	3053 / 186.31
Number of cylinders	4 in line
Bore and stroke (mm/in)	94 x 110 / 3.7 x 4.33
Compression ratio	20:1
Combustion system	Direct (E-CDIS)
Intake	Turbo
Cooling	Closed cooling with heat exchanger
El. equipment / Alternator	12V / 100A
Instrument panel	C4
Transmission	Mechanical or hydraulic gearbox
Engine Max Install. Angle	7° (static)
Certifications	EPA, EU-RCD
Dry weight with TM345A (kg/lb)	350 / 772
Connections diameter	
Exhaust (mm/in)	90 / 3.54
Fuel (mm/in)	8 / 0.31
Sea Water (mm/in)	32 / 1.26

* At engine flywheel, according to ISO 8665-1

N4.85 engine

62.5 kW (85 hp)

Standard equipment

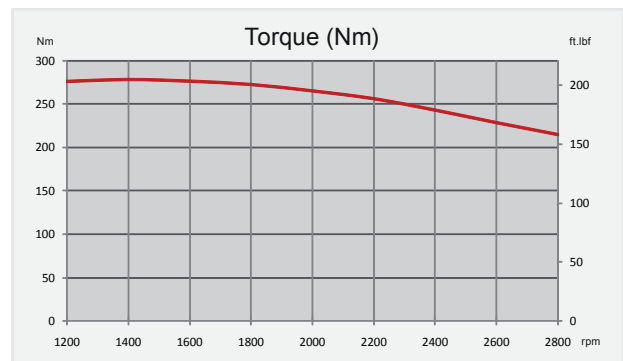
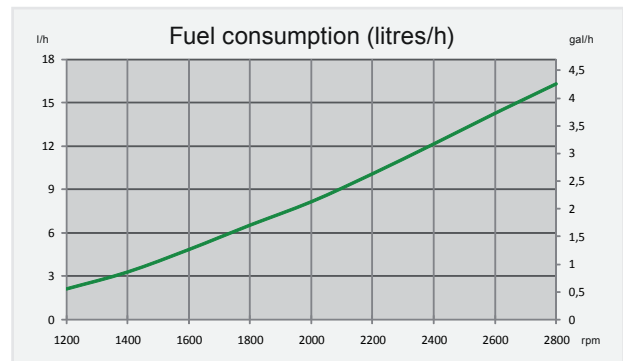
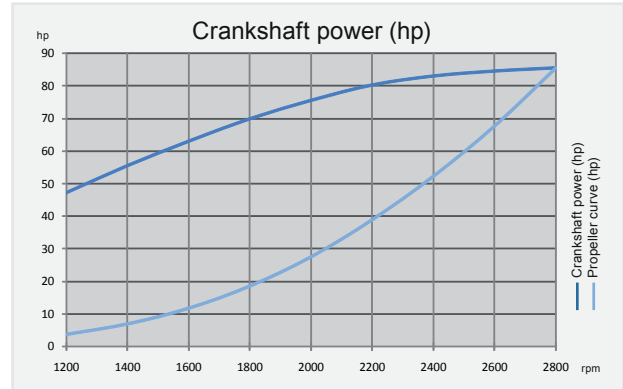
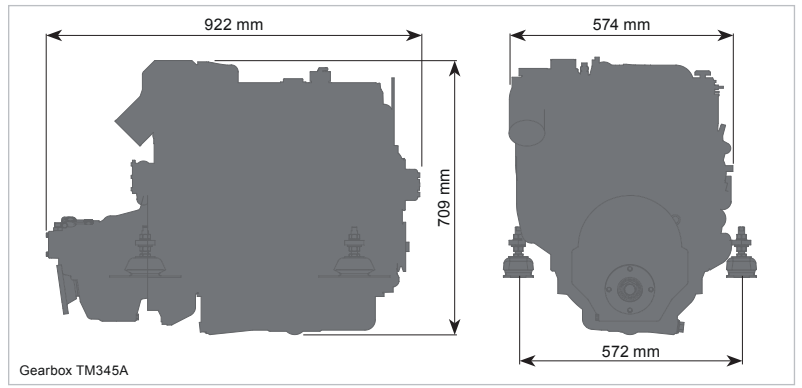

- Warranty certificate
- Fresh Water Cooled Exhaust Manifold
- Exhaust elbow
- Closed cooling with heat exchanger
- 4 meter electrical harness
- Fuel filter
- Oil filter
- Mechanical or hydraulic gearbox
- Owner's manual
- Sea water pump
- Coolant circulating pump
- In line injection pump
- Fuel feed pump
- Oil extraction pump
- Control cables mounting points
- Electrical stop
- Flexible engine mounts
- Electrical system 12V
- Thermostat

Optional equipment

- Additional alternators
- Trolling valve
- Two pole electrical system
- PTO Pulley
- Remote control
- Sea water hoses
- Fuel hoses
- Sea water filter
- Flexible coupling
- Exhaust system

C4 panel

- Ignition key / Start button
- Tachometer and hour meter / Voltmeter
- Oil pressure indicator
- Coolant temperature indicator
- Battery charge warning light
- Engine oil pressure warning light
- Water in fuel filter warning light
- Coolant temperature warning light
- Preheating warning light



Nanni Industries S.A.S. France

11, Avenue Mariotte-Zone Industrielle

BP 107- 33260 La Teste France

Tel : + 33 (0)5 56 22 30 60

Fax : +33 (0)5 56 22 30 79

www.nannidiesel.com

Certified ISO by



Your dealer